

Effects of cyantraniliprole, a novel anthranilic diamide insecticide, against Asian citrus psyllid under laboratory and field conditions

Siddharth Tiwari and Lukasz L Stelinski*

Abstract

BACKGROUND: The Asian citrus psyllid, *Diaphorina citri* (Hemiptera: Psyllidae), is the most destructive pest of citrus in Florida. The development of insecticide resistance in several populations of *D. citri* has been documented. There is an urgent need to develop and integrate novel tools for the successful management of *D. citri* and also to prevent the development of insecticide resistance.

RESULTS: The effects of a relatively newer chemistry, cyantraniliprole, against *D. citri* were investigated. The contact toxicity of cyantraniliprole was 297-fold higher against *D. citri* than its primary parasitoid, *Tamarixia radiata* (Hymenoptera: Eulophidae). *D. citri* settled and fed less on cyantraniliprole-treated plants than controls at concentrations as low as 0.025 and 0.125 $\mu\text{g AI mL}^{-1}$ respectively. *D. citri* egg production, first-instar emergence and adult emergence were significantly reduced on plants treated with 0.25, 0.02 and 0.25 $\mu\text{g AI mL}^{-1}$ of cyantraniliprole, respectively, when compared with control plants. Under field conditions, foliar and drench treatments with cyantraniliprole (1436.08 g ha^{-1}) reduced numbers of *D. citri* adults and nymphs, as well as of a secondary pest, citrus leafminer, *Phyllocnistis citrella* (Lepidoptera: Gracillariidae), more than a standard insecticide.

CONCLUSIONS: These results suggest that cyantraniliprole should be a valuable new tool for rotation into *D. citri* management programs. For insecticide resistance management, cyantraniliprole may be particularly useful for rotation with neonicotinoids. In addition, cyantraniliprole was much less toxic to *T. radiata* than to *D. citri* and thus may have less impact on biological control than other currently used broad-spectrum insecticides, such as organophosphates and pyrethroids.

© 2012 Society of Chemical Industry

Keywords: *Diaphorina citri*; insecticide resistance; *Phyllocnistis citrella*; sublethal effects; *Tamarixia radiata*; toxicology

1 INTRODUCTION

Cyantraniliprole is a second-generation anthranilic diamide insecticide discovered by DuPont Crop Protection. This insecticide is currently registered under the active ingredient trade name Cyazypyr™. Anthranilic diamides have a unique mode of action that involves activating ryanodine receptors (RyRs), which play a critical role in muscle function.^{1–3} Cyantraniliprole binds to the RyRs, causing uncontrolled release and depletion of calcium from muscle cells, thus preventing further muscle contraction and ultimately leading to death.⁴ Cyantraniliprole is a reduced-risk insecticide, with a very low toxicity to vertebrates and non-target organisms. It has root systemic and translaminar activity against a broad spectrum of sucking and chewing insects.⁴ Cyantraniliprole is currently not yet registered for application in certain fruit crops or vegetables in the United States; however, such registrations are pending. The first-generation anthranilic diamide insecticide chlorantraniliprole has shown promising results in the management of lepidopteran, hemipteran and coleopteran pests.^{1–3,5–10}

Asian citrus psyllid, *Diaphorina citri*, is currently the most important insect pest of citrus throughout the world.^{11–14} This insect transmits huanglongbing (HLB) in citrus, which causes severe decline in trees and possible death. *D. citri* is currently managed with insecticides, which involves multiple applications

of limited available modes of action during a growing season.^{15–17} Current reliance on aggressive application of insecticides has not only proven to be economically challenging but also led to the development of resistance in some populations of *D. citri* in Florida.¹² Therefore, the need for newer, safer and effective chemistries remains critical for HLB management and insecticide resistance management programs for *D. citri*. New modes of action offer two advantages: they serve as candidates for insecticide rotation programs and can be supplemented with augmentative releases of natural enemies within integrated pest management programs. The objective of the present study was to evaluate the efficacy of cyantraniliprole against *D. citri* through a series of laboratory, greenhouse and field studies. In addition, cyantraniliprole was evaluated against citrus leafminer, *Phyllocnistis citrella* (Lepidoptera: Gracillariidae), and *Tamarixia radiata*, an ectoparasitoid of *D. citri*, under available circumstances.

* Correspondence to: Lukasz L Stelinski, Entomology and Nematology Department, Citrus Research and Education Center, University of Florida, 700 Experiment Station Road, Lake Alfred, FL 33850, USA. E-mail: stelinski@ufl.edu

Entomology and Nematology Department, Citrus Research and Education Center, University of Florida, Lake Alfred, FL, USA

2 MATERIALS AND METHODS

2.1 Insect cultures

The culture of *D. citri* is continuously reared at the Citrus Research and Education Center (CREC), University of Florida, Lake Alfred, Florida. The culture was established in 2000 using field populations collected in Polk County, Florida (28.0' N, 81.9' W) prior to the discovery of HLB in the state. The culture is maintained on 'sour orange' (*Citrus aurantium* L.) seedlings without exposure to insecticides in a greenhouse at 27–28 °C and 60–65% RH with a 14:10 h light:dark photoperiod. *T. radiata* adults (1–3 days old, male:female = 50:50) were obtained from Eric Rohrig, Division of Plant Industry, Florida. *T. radiata* adults were reared on *D. citri* and orange jasmine, *Murraya peniculata*, under greenhouse conditions. When *T. radiata* were received, adults were released into cages with a strip of honey and used for bioassays on the following day.

2.2 Insecticides

All toxicity bioassays with *D. citri* and *T. radiata* were conducted with analytical-grade insecticide provided by DuPont Crop Protection, Newark-Stine-Haskell Lab, Wilmington, Delaware. Field, laboratory and greenhouse experiments were conducted using preregistered formulated material (HGW 10SE and HGW 20SC) provided by DuPont Crop Protection. Commercially available formulations of fenprothrin (Danitol 2.4EC; Valent USA Corp., Walnut Creek, CA) and thiamethoxam (Platinum; Syngenta Crop Protection, LLC, Greensboro, NC) were used as positive controls in field experiments.

2.3 Toxicity of cyantraniliprole to *D. citri* and *T. radiata*

The glass vial method described by Snodgrass¹⁸ was used to evaluate direct toxicity of cyantraniliprole to *D. citri* and *T. radiata* adults. In the assays, use was made of 20 mL glass scintillation vials (Wheaton Industries Inc., Millville, NJ) measuring 6.1 cm in height and 2.8 cm in diameter. A quantity of 1 mL of technical-grade cyantraniliprole dissolved in acetone or acetone alone was applied to each vial. The vials were then rotated on a mechanized roller (Microplate Technology Specialist, Vienna, VA) without heat for 30 min for a uniform coat of insecticide on the inner surface of the vial and for acetone to evaporate. To each glass vial, 20–30 *D. citri* or *T. radiata* adults were inserted after the insecticide solution had dried or acetone had evaporated. Six concentrations of cyantraniliprole were tested, based on preliminary data collected for each insect species. Each concentration was replicated 5–6 times. Glass vials with insects were held upright in a growth chamber set at 25 ± 2 °C and 50 ± 5% RH with a 14:10 h light:dark photoperiod for 24 h. Mortality of *D. citri* or *T. radiata* was assessed 24 h after transfer into the growth chamber. Insects found on their side or back that were unable to move when probed with a camel hair brush were considered dead. Mortality data were corrected for control mortality (<5%) using Abbott's formula.¹⁹ Mortality data were analyzed separately for *D. citri* and *T. radiata*. Mortality data were pooled for each concentration and subjected to probit regression analysis to calculate the LC₅₀ with corresponding 95% confidence intervals and slopes of regression lines.²⁰

2.4 Effect of cyantraniliprole on *D. citri* feeding

Feeding activity of *D. citri* was measured indirectly by quantifying honeydew excretion of adults during exposure to leaf surfaces treated with various concentrations of cyantraniliprole. The experiment was arranged as a randomized complete block design

with seven treatments, and each treatment was replicated at least 6 times. Seven treatments consisted of six concentrations (0.13, 0.63, 1.25, 2.50, 5.00 and 10.00 µg AI mL⁻¹) of cyantraniliprole (HGW 10SE) dissolved in water and a control (water only). Bioassay arenas consisted of agar-coated (Fisher Scientific, Fair Lawn, NJ) 60 mm plastic disposable petri dishes (Thermo Fisher Scientific, Waltham, MA). Fresh citrus leaves collected from insecticide-free Valencia orange trees maintained in a greenhouse were used for all bioassays. Leaf discs 60 mm in diameter were excised, dipped in the treatment (insecticide or water) solutions for 30 s and allowed to air dry in a fume hood for 1 h prior to use in the bioassays. After 1 h, the leaf discs were placed in petri dishes, and five adults of mixed gender were transferred into each dish using a camel hair brush. The petri dish was sealed with a lid lined with 60 mm Whatman filter paper (Whatman International Ltd, Kent, UK). Petri dishes were wrapped with parafilm, turned upside down and transferred into temperature-controlled growth chambers (Percival Scientific, Inc., Perry, IA) set at 24 ± 1 °C and 50 ± 5% RH with a 14:10 h light:dark photoperiod. After 48 h, filter papers were collected and subjected to a ninhydrin (Sigma-Aldrich, St Louis, MO) test to count honeydew droplets.²¹ The number of honeydew droplets was compared among concentrations of cyantraniliprole by one-way ANOVA, followed by Fisher's protected LSD mean separation test (PROC GLM).²⁰

2.5 Effect of cyantraniliprole on settling behavior of *D. citri*

To evaluate the settling behavior of *D. citri* on cyantraniliprole-treated versus non-treated citrus, adults were subjected to untreated citrus 'Swingle' *Citrus aurantiifolia* (Christm.) and similar plants treated with one of the five concentrations of cyantraniliprole. Citrus plants were sprayed with 0.02, 0.25, 0.50, 2.50 or 5.00 µg AI mL⁻¹ of cyantraniliprole dissolved in water or water alone until runoff using a handheld atomizer (The Bottle Crew, West Bloomfield, MI). Water alone served as the control. Plants were allowed to air dry before moving into cages. After treatment, citrus plants of similar age (14–16 weeks old) and vigor were placed randomly into a plexiglass cage (40 cm × 40 cm × 40 cm). All six treatments were randomly arranged within each cage as a choice test. Plexiglass cages contained fine mesh sleeves for easy access of plants and insects. There were six cages, with each cage representing a single replicate. Fifty *D. citri* adults were released into the center of each cage. The cages were housed under temperature-controlled conditions of 25 ± 2 °C and 50 ± 5% RH with a 14:10 h light:dark photoperiod. The total number of *D. citri* settling on each plant was recorded 24, 48 and 72 h after release. The number of adults found on each plant was compared among various treatments using one-way ANOVA followed by Fisher's protected LSD test at each observation interval.²⁰

2.6 Effect of cyantraniliprole on developmental stages of *D. citri*

Potted 'Swingle' *Citrus aurantiifolia* (Christm.) plants (2–3 months old) with new flush, as defined by Hall and Albrigo,²² were used for this experiment. The experiment was set up in a randomized complete block design comprising six treatments, and each treatment was replicated 3–6 times. The entire experiment was repeated twice. Six treatments consisted of five concentrations (0.02, 0.25, 0.50, 2.50 and 5.00 µg AI mL⁻¹) of cyantraniliprole (HGW 10SE) dissolved in water and a control (water only). Each plant was sprayed with one of the five concentrations of cyantraniliprole or water until runoff using a handheld atomizer (The Bottle Crew,

West Bloomfield, MI). Water alone served as the control. Plants were allowed to air dry and were then exposed to five pairs of adult *D. citri* for mating and oviposition. Each plant was covered with a ventilated cover and maintained at 25 ± 2 °C and $50 \pm 5\%$ RH with a 14:10 h light:dark photoperiod for 72 h. Thereafter, adults were removed from each plant, and the number of eggs per plant was recorded under a stereomicroscope. At 3 days after egg counts, the number of eggs that hatched per plant was recorded by counting the number of first-instar nymphs per plant. Plants were observed on a weekly basis until total adult emergence occurred. Plants were observed for signs of phytotoxicity throughout the experiment. Numbers of eggs, first-instar nymphs and adults per plant across treatments were tested for homogeneity of variance and normality to ensure that the assumptions of ANOVA were met. Separate one-way ANOVAs and Fisher's protected LSD mean separation tests were performed to compare the mean numbers of eggs, first-instar nymphs and adults per plant among the various concentrations of cyantraniliprole by pooling data from both experiments (PROC GLM).²⁰

2.7 Effect of cyantraniliprole treatment under field conditions

The effect of formulated cyantraniliprole treatments was evaluated against *D. citri* under field conditions to complement laboratory experiments. Given the coinciding occurrence of the secondary citrus pest citrus leafminer (*P. citrella*), data were also collected for this insect. Two separate experiments were conducted during the summer of 2012 at a grove in Winter Garden ($28^{\circ} 28.451' N$, $81^{\circ} 38.498' W$), Orange County, Florida, to investigate the effects of foliar and drench applications of cyantraniliprole on *D. citri* and *P. citrella*. Both experiments were conducted in a five-year-old block of 'Navel' citrus trees planted at a tree spacing of 3.8×6.1 m. The experiments were arranged as a randomized complete block design with four replicates. The foliar application experiment consisted of the following three treatments: cyantraniliprole (HGW 10SE) at a rate of $1.5 L h^{-1}$, fenprothrin (Danitol 2.4EC) at a rate of $1.2 L h^{-1}$ (positive control) and an untreated (negative) control. The drench application experiment consisted of the following five treatments: cyantraniliprole (HGW 20SC) at rates of 1.1, 1.5 and $2.2 L h^{-1}$, thiamethoxam (Platinum) at a rate of $0.8 L h^{-1}$ (positive control) and untreated (negative) control. Each treatment was replicated 4 times for each experiment. Each replicate comprised four trees, and replicate blocks were separated by two rows of trees. Foliar sprays were made with a truck-mounted hand gun sprayer with the pump set to 200 psi delivering 0.3 gal of finished spray per tree. The spray caused visible leaf runoff. Drench applications were made using a vehicle-mounted Admire application system (Chemical Containers, Inc., Lake Wales, FL) set to deliver $0.26 L tree^{-1}$. For drench applications, each delivery was aimed within the drip line of a standard ground irrigation system. Sampling of adult and immature stages of *D. citri* and *P. citrella* was conducted weekly up to 8–9 weeks after the application of treatments, with the first sample taken 3 days after foliar or drench application.

D. citri nymphs were sampled on ten randomly collected feather flush²² from each replicate and ranked on a scale of 0–3 (0 for none, 1 for 1–5 nymphs, 2 for 6–10 nymphs and 3 for more than ten nymphs). For *D. citri* adults, the stem tap sampling method was used.²³ Ten stem tap samples were collected from each replicate, with a total of 40 tap samples for each treatment. Likewise, sampling for *P. citrella* was performed on ten randomly collected feather flush from each replicate. The number of *P. citrella* larvae and pupae per flush was counted. Four separate ANOVAs were performed to compare the number of *D. citri* adults per tap, *D. citri* nymph rankings and *P. citrella* larvae and pupae among the treatments, followed by Fisher's protected LSD tests for each experiment (PROC MIXED).²⁰ For each ANOVA, insecticide treatment and date of sample collection served as the main effects.

3 RESULTS

3.1 Toxicity of cyantraniliprole to *D. citri* and *T. radiata*

The LC_{50} values obtained with *D. citri* were significantly lower than with *T. radiata* (Table 1). Based on non-overlapping confidence intervals, the LC_{50} value for *T. radiata* was 297-fold higher than that obtained for *D. citri*.

3.2 Effect of cyantraniliprole on *D. citri* feeding

One-way ANOVA indicated a highly significant effect of cyantraniliprole concentration ($F = 11.72$; $df = 6, 59$; $P < 0.0001$) on the number of honeydew droplets recorded per filter paper disc. The number of honeydew droplets recorded per filter paper disc was significantly reduced at all concentrations of cyantraniliprole tested when compared with the control treatment (Fig. 1).

3.3 Effect of cyantraniliprole on settling behavior of *D. citri*

Settling behavior of *D. citri* adults differed significantly among the various concentrations of cyantraniliprole tested and the control at 72 h ($F = 8.26$; $df = 5, 30$; $P < 0.0001$) after release; however, no differences were found at 24 h ($F = 0.56$; $df = 5, 30$; $P = 0.7262$) and 48 h ($F = 1.28$; $df = 5, 30$; $P = 0.2992$) after release (Fig. 2). After 72 h, more psyllids were observed alighting on control plants than on any of the cyantraniliprole treatments (Fig. 2).

3.4 Effect of cyantraniliprole on developmental stages of *D. citri*

The number of eggs ($F = 4.73$; $df = 5, 48$; $P = 0.0014$), first-instar nymphs ($F = 5.07$; $df = 5, 48$; $P = 0.0008$) and adults ($F = 3.03$; $df = 5, 48$; $P = 0.0185$) produced per plant differed significantly between the treatments tested. *D. citri* egg production was significantly reduced at $0.25 \mu g Al mL^{-1}$ or higher concentrations of cyantraniliprole, whereas first-instar nymph production was significantly reduced at $0.02 \mu g Al mL^{-1}$ or higher concentrations of cyantraniliprole by comparison with the control (Fig. 3). Adult emergence was significantly reduced at $0.25 \mu g Al mL^{-1}$ or higher concentrations of cyantraniliprole by comparison with the control (Fig. 3).

Table 1. Log-dose probit mortality data for laboratory susceptible *Diaphorina citri* and *Tamarixia radiata* when exposed to cyantraniliprole using a glass vial method

| Insect | <i>n</i> | LC_{50} ($\mu g Al mL^{-1}$) | CI 95% | Slope | SEM | χ^2 (<i>P</i> -value) | |
|-------------------|----------|----------------------------------|---------|--------|--------|-----------------------------|-----------------|
| <i>D. citri</i> | 624 | 0.2704 | 0.1759 | 0.4279 | 0.6861 | 0.0586 | 2.8971 (0.4078) |
| <i>T. radiata</i> | 604 | 80.2262 | 11.1042 | 149.00 | 0.2162 | 0.0544 | 0.8935 (0.6397) |

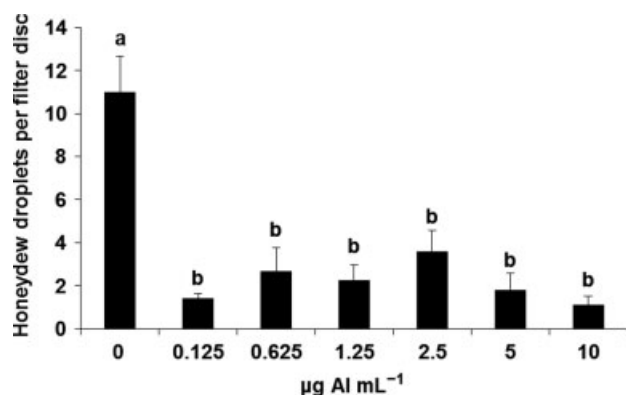


Figure 1. Effect of cyantraniliprole on *D. citri* adult feeding as measured by the number of honeydew droplets produced. Citrus leaf discs treated by various concentrations of cyantraniliprole or water were exposed to five *D. citri* adults. Bars not labeled by the same letter are significantly different from one another according to Fisher's protected LSD ($P < 0.05$).

3.5 Effect of cyantraniliprole treatment under field conditions

For the foliar application experiment, *D. citri* nymph ranking per flush was significantly affected by insecticide treatment ($F = 185.46$; $df = 2, 752$; $P < 0.0001$), observation day ($F = 29.54$; $df = 6, 752$; $P < 0.0001$) and interactions between main effects ($F = 21.15$; $df = 12, 752$; $P < 0.0001$). Likewise, the number of *D. citri* adults per tap was significantly affected by insecticide treatment ($F = 23.57$; $df = 2, 936$; $P < 0.0001$), observation day ($F = 21.21$; $df = 7, 936$; $P < 0.0001$) and interactions between main effects ($F = 3.66$; $df = 14, 936$; $P < 0.0001$). Both *D. citri* nymph ranking per flush and adults counted per tap were significantly lower in plots treated with cyantraniliprole than in the control and fenpropathrin treatments (Table 2). The number of *P. citrella* larvae per flush was significantly affected by insecticide treatment ($F = 33.84$; $df = 2, 752$; $P < 0.0001$), observation day ($F = 20.17$; $df = 6, 752$; $P < 0.0001$) and interactions between main effects ($F = 2.84$; $df = 12, 752$; $P = 0.0008$). Likewise, the number of *P. citrella* pupae per flush was significantly affected by insecticide treatment ($F = 19.75$; $df = 2, 751$; $P < 0.0001$), observation day ($F = 7.19$; $df = 6, 751$; $P < 0.0001$) and interactions between main effects ($F = 2.65$; $df = 12, 751$; $P = 0.0017$). Both *P. citrella* larvae and pupae per flush were significantly lower in cyantraniliprole-treated plots than in the control and fenpropathrin treatments (Table 3).

For the drench application experiment, *D. citri* nymph ranking per flush was significantly affected by insecticide treatment ($F = 218.61$; $df = 4, 1627$; $P < 0.0001$), observation day ($F = 78.49$; $df = 8, 1627$; $P < 0.0001$) and interactions between main effects ($F = 15.01$; $df = 32, 1627$; $P < 0.0001$). Likewise, the number of *D. citri* adults per tap was significantly affected by insecticide treatment ($F = 62.88$; $df = 4, 1755$; $P < 0.0001$), observation day ($F = 11.58$; $df = 8, 1755$; $P < 0.0001$) and interactions between main effects ($F = 4.79$; $df = 32, 1755$; $P < 0.0001$). The *D. citri* nymph ranking per flush was significantly lower in plots treated with cyantraniliprole than in the control and thiamethoxam treatments (Table 4). The number of *D. citri* adults per tap was significantly lower in plots treated with the highest rate of cyantraniliprole than in the control and thiamethoxam treatments (Table 4). The number of *P. citrella* larvae per flush was significantly affected by insecticide treatment ($F = 126.96$; $df = 4, 1318$; $P < 0.0001$), observation day ($F = 14.30$; $df = 6, 1318$; $P < 0.0001$) and interactions between main effects ($F = 11.73$; $df = 24, 1318$; $P < 0.0001$). Likewise, the number

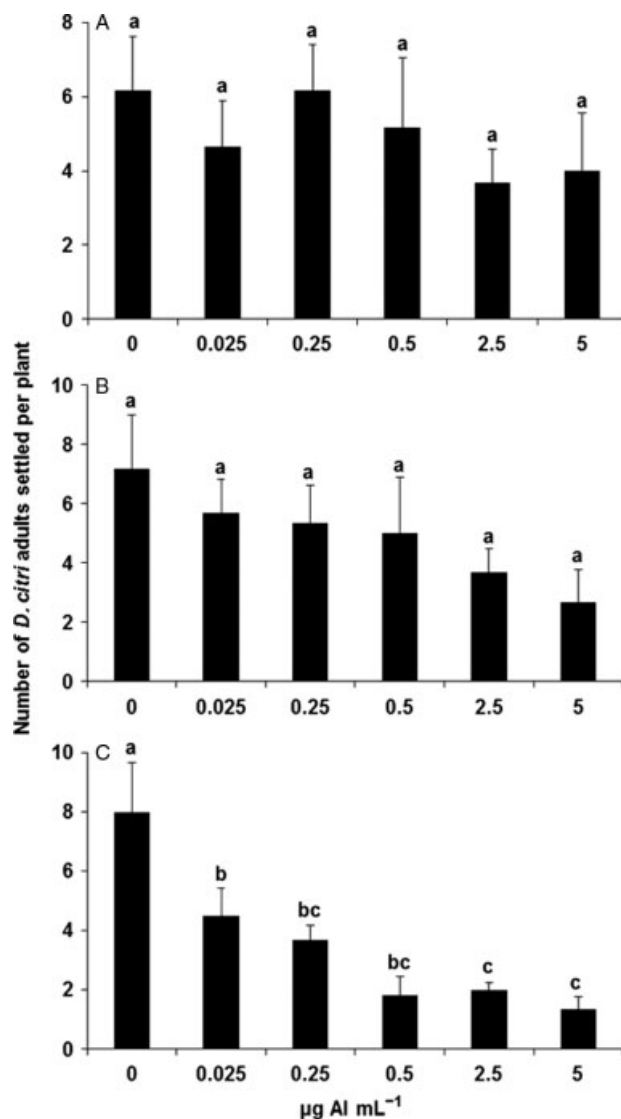


Figure 2. Settling preference of *D. citri* adults on citrus plants treated with various concentrations of cyantraniliprole or water 24 h (A), 48 h (B) and 72 h (C) after release of adults. Bars within a panel not labeled by the same letter are significantly different from one another according to Fisher's protected LSD ($P < 0.05$).

of *P. citrella* pupae per flush was significantly affected by insecticide treatment ($F = 49.42$; $df = 4, 1318$; $P = 0.0003$), observation day ($F = 4.32$; $df = 6, 1318$; $P < 0.0001$) and interactions between main effects ($F = 5.03$; $df = 24, 1318$; $P = 0.0017$). Both *P. citrella* larvae and pupae per flush were significantly lower in cyantraniliprole-treated plots than in the control and thiamethoxam treatments (Table 5).

4 DISCUSSION

Insecticide resistance is a possible risk to successful management programs for *D. citri*. Resistance management programs are currently being developed by incorporating safer and newer chemistries and insecticide rotation modules. A component of resistance management for *D. citri* is relaxing the use of those chemistries to which resistance is already developing and integrating new and unique modes of action. Cyantraniliprole is one such novel class of insecticide with a unique mode of

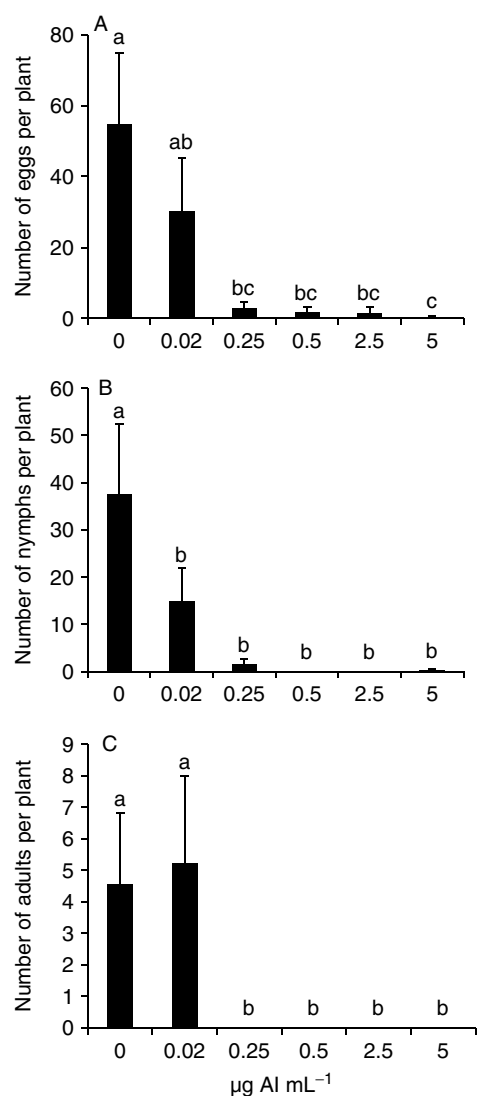


Figure 3. Effect of cyantraniliprole on various developmental stages of *D. citri*. Mean number of eggs deposited per plant (A), mean number of first-instar nymphs eclosing on plants (B) and mean number of adults eclosing on plants (C) sprayed with various concentrations of cyantraniliprole. Bars within a panel not labeled by the same letter are significantly different from one another according to Fisher's protected LSD ($P < 0.05$).

action that has potential for effective inclusion into current *D. citri* management programs. This is the first report to combine laboratory and field evaluations of this new mode of action against *D. citri*.

Cyantraniliprole is effective against a range of insect pests of various host plants.^{5,24,25} This insecticide not only has been effective in the management of insect pests but also may have less impact on natural enemies than traditional broad-spectrum chemistries. *T. radiata* is an effective parasitoid of *D. citri*, causing significant mortality of the pest under laboratory and field conditions.^{26,27} In a field study, *D. citri* colonies exposed to biotic factors including *T. radiata* resulted in significantly reduced population growth when compared with colonies that were protected from attack by the third trophic level.²⁷ The present data indicate that *T. radiata* is relatively much less susceptible to cyantraniliprole than *D. citri*. Likewise, cyantraniliprole is non-toxic to *T. triozae*, a parasitoid of potato/tomato psyllid *Bactericera*

Table 2. Efficacy of cyantraniliprole (HGW 10SE) against *Diaphorina citri* adults and nymphs following a foliar application

| Treatment | Overall mean ^a (\pm SEM) <i>D. citri</i> nymph ranking |
|--|---|
| HGW 10SE at 1.5 L ha ⁻¹ | 0.35 \pm 0.04 c |
| Fenpropathrin (Danitol 2.4EC) at 1.2 L ha ⁻¹ | 0.96 \pm 0.06 b |
| Untreated check | 1.59 \pm 0.07 a |
| Overall mean ^b (\pm SEM) <i>D. citri</i> adults per tap | |
| HGW 10SE at 1.5 L ha ⁻¹ | 0.30 \pm 0.05 c |
| Fenpropathrin (Danitol 2.4EC) at 1.2 L ha ⁻¹ | 0.99 \pm 0.15 b |
| Untreated check | 1.32 \pm 0.13 a |

^a Overall ANOVA model was significant: $F = 40.10$; $df = 20, 752$; $P < 0.0001$.

^b Overall ANOVA model was significant: $F = 10.73$; $df = 23, 936$; $P < 0.0001$.

Values followed by a different letter within a column and developmental stage are significantly different according to ANOVA followed by Fisher's protected LSD test ($P < 0.05$).

Table 3. Efficacy of cyantraniliprole (HGW 10SE) against citrus leafminer, *Phyllocnistis citrella*, larvae and pupae following a foliar application

| Treatment | Overall mean ^a (\pm SEM) larvae per flush |
|---|--|
| HGW 10SE at 1.5 L ha ⁻¹ | 1.16 \pm 0.17 b |
| Fenpropathrin (Danitol 2.4EC) at 1.2 L ha ⁻¹ | 3.48 \pm 0.29 a |
| Untreated check | 3.29 \pm 0.24 a |
| Overall mean ^b (\pm SEM) pupae per flush | |
| HGW 10SE at 1.5 L ha ⁻¹ | 0.03 \pm 0.01 c |
| Fenpropathrin (Danitol 2.4EC) at 1.2 L ha ⁻¹ | 0.40 \pm 0.07 a |
| Untreated check | 0.25 \pm 0.04 b |

^a Overall ANOVA model was significant: $F = 11.14$; $df = 20, 752$; $P < 0.0001$.

^b Overall ANOVA model was significant: $F = 5.72$; $df = 20, 751$; $P < 0.0001$.

Values followed by a different letter within a column and developmental stage are significantly different according to ANOVA followed by Fisher's protected LSD test ($P < 0.05$).

cockerelli.²⁸ Spraying cyantraniliprole during times of the year when these parasitoids are active (such as mid-summer) may spare these biological control agents by comparison with other broad-spectrum chemistries. However, effects of cyantraniliprole on other active biological control agents of *D. citri*, such as beetles, lacewings and spiders, will require further investigation.

The present results indicate that cyantraniliprole reduces feeding by *D. citri* adults at a rate as low as 0.125 µg AI mL⁻¹. This may affect transmission of the causal pathogen of HLB; however, direct feeding and transmission experiments are needed to verify this hypothesis. Cyantraniliprole and chlorantraniliprole have been shown to reduce feeding of other insect pests.^{29,30} Feeding cessation of *Spodoptera exigua*, *Helicoverpa zea*, *Trichoplusia ni* and *Plutella xylostella* occurs within 25.3, 20.3, 23.4 and 15.4 min, respectively, of exposure of larvae to leaf discs treated with chlorantraniliprole at a rate of 167 mg AI L⁻¹.²⁹ Feeding by *Frankliniella occidentalis* and *Frankliniella fusca* (Thysanoptera:

Table 4. Efficacy of cyantraniliprole (HGW 20SC) against *Diaphorina citri* adults and nymphs following a drench application

| Treatment | Overall mean ^a (\pm SEM) <i>D. citri</i> nymph ranking |
|---|---|
| HGW 20SC at 1.1 L ha ⁻¹ | 1.13 \pm 0.06 b |
| HGW 20SC at 1.5 L ha ⁻¹ | 0.83 \pm 0.06 c |
| HGW 20SC at 2.2 L ha ⁻¹ | 0.44 \pm 0.05 e |
| Thiamethoxam (Platinum) at 0.8 L ha ⁻¹ | 0.64 \pm 0.06 d |
| Untreated check | 2.21 \pm 0.06 a |
| | Mean ^b (\pm SEM) |
| | <i>D. citri</i> adults per tap |
| HGW 20SC at 1.1 L ha ⁻¹ | 0.34 \pm 0.05 b |
| HGW 20SC at 1.5 L ha ⁻¹ | 0.41 \pm 0.05 b |
| HGW 20SC at 2.2 L ha ⁻¹ | 0.09 \pm 0.02 c |
| Thiamethoxam (Platinum) at 0.8 L ha ⁻¹ | 0.30 \pm 0.06 b |
| Untreated check | 1.54 \pm 0.14 a |

^a Overall ANOVA model was significant: $F = 45.06$; $df = 44, 1627$; $P < 0.0001$.
^b Overall ANOVA model was significant: $F = 11.31$; $df = 44, 1755$; $P < 0.0001$.
 Values followed by a different letter within a column and developmental stage are significantly different according to ANOVA followed by Fisher's protected LSD test ($P < 0.05$).

Table 5. Efficacy of cyantraniliprole (HGW 20SC) against citrus leafminer, *Phyllocnistis citrella*, larvae and pupae following a drench application

| Treatment | Overall mean ^a (\pm SEM) larvae per flush |
|---|--|
| HGW 20SC at 1.1 L ha ⁻¹ | 0.35 \pm 0.08 c |
| HGW 20SC at 1.5 L ha ⁻¹ | 0.09 \pm 0.03 c |
| HGW 20SC at 2.2 L ha ⁻¹ | 0.03 \pm 0.01 c |
| Thiamethoxam (Platinum) at 0.8 L ha ⁻¹ | 3.44 \pm 0.38 b |
| Untreated check | 7.71 \pm 0.61 a |
| | Overall mean ^b (\pm SEM) |
| | pupae per flush |
| HGW 20SC at 1.1 L ha ⁻¹ | 0.04 \pm 0.01 c |
| HGW 20SC at 1.5 L ha ⁻¹ | 0.02 \pm 0.01 c |
| HGW 20SC at 2.2 L ha ⁻¹ | 0.01 \pm 0.00 c |
| Thiamethoxam (Platinum) at 0.8 L ha ⁻¹ | 0.24 \pm 0.04 b |
| Untreated check | 0.68 \pm 0.08 a |

^a Overall ANOVA model was significant: $F = 26.34$; $df = 34, 1318$; $P < 0.0001$.
^b Overall ANOVA model was significant: $F = 9.98$; $df = 34, 1318$; $P < 0.0001$.
 Values followed by a different letter within a column and developmental stage are significantly different according to ANOVA followed by Fisher's protected LSD test ($P < 0.05$).

Thripidae) is also reduced after exposure to plants treated with cyantraniliprole at a rate of 4.41 mg AI plant⁻¹.³⁰ A reduction in *D. citri* feeding of up to 50% was recorded in this study following cyantraniliprole treatment; however, further investigation is necessary to determine how this may affect pathogen spread by *D. citri*.

Sublethal effects of cyantraniliprole were observed by comparing *D. citri* settling behavior on treated versus control plants. During the first 48 h of the experiment there was no clear

trend; however, at 72 h, fewer adults settled on plants treated at the 0.025 μ g AI mL⁻¹ rate than on control plants. Reduced settling of *D. citri* adults on cyantraniliprole-treated trees should not only reduce direct damage but also reduce pathogen acquisition and perhaps inoculation. Several insecticides reduce settling behavior of vectors of plant pathogens.³¹ Deltamethrin, fenvalerate, pirimicarb and methamidophos reduce settling by green peach aphid and cause them to move to untreated leaf surfaces.³¹ Host avoidance by *D. citri* owing to cyantraniliprole treatment may contribute to HLB management, and this hypothesis warrants further testing.

Further sublethal effects of cyantraniliprole on *D. citri* included reduced egg deposition, egg hatch and adult emergence. Anthranilic diamides have caused similar effects in other insects investigated to date.^{6,32} In addition to being highly toxic to neonate larvae of *Spodoptera exigua* and *Lobesia botrana*,^{6,32} chlorantraniliprole caused more than 20% egg mortality in *L. botrana*.³² The present results indicate that cyantraniliprole may affect *D. citri* populations by reducing egg hatch. *Candidatus Liberibacter asiaticus* is transmitted transovarially from parent to offspring at a rate of 2–6%;^{33,34} thus, reduced egg hatch may reduce vertical transmission of the pathogen, in addition to general population reduction as a result of lower psyllid fecundity.

In the field experiments, foliar and drench applications of cyantraniliprole were effective in reducing populations of *D. citri*, as well as an important secondary pest of citrus, *P. citrella*. These results underscore the potential broad-spectrum activity of cyantraniliprole in citrus pest management. Cyantraniliprole also demonstrated a long-lasting residual effect lasting for more than a month against both pests. Efficacy of cyantraniliprole when applied as a soil drench was longer (1 week) than that observed with the foliar application. The field results indicate broad-spectrum activity of this chemistry in citrus.

Cyantraniliprole was highly effective against *D. citri* under both laboratory and field conditions and exhibited numerous additional sublethal effects. It also exhibited significant efficacy against a secondary lepidopteran pest of citrus (*P. citrella*), while being much less toxic to the primary parasitoid of *D. citri* (*T. radiata*). The toxicity data reported here will provide a baseline for selecting screening doses for monitoring shifts in sensitivity among populations of *D. citri* in Florida and elsewhere for the purpose of resistance monitoring, once cyantraniliprole becomes commercially available to citrus growers in the United States. A proactive approach to maintaining the effectiveness of cyantraniliprole and preventing evolution of resistance to this new tool will be important. Also, this new mode of action should play a large role in the stewardship of existing modes of action that are still effective for *D. citri* management.

ACKNOWLEDGEMENTS

This project was partially supported by a grant to LLS from the Citrus Research and Development Foundation. The authors acknowledge DuPont Crop Protection for providing cyantraniliprole. They also thank Eric Rohrig for providing the *Tamarixia radiata* adults. Y Cruz-Plemons, S Holladay, A Hoyte and I Jackson are acknowledged for *D. citri* collection and technical assistance.

REFERENCES

- Lahm GP, Selby TP, Freudenberger JH, Stevenson TM, Myers BJ, Seburyamo G, *et al.*, Insecticidal anthranilic diamides: a new class

- of potent ryanodine receptor activators. *Bioorg Med Chem Lett* **15**:4898–4906 (2005).
- 2 Lahm GP, Stevenson TM, Selby TP, Freudenberger JH, Cordover D, Flexner L. *et al*, Rynaxypyr®: a new insecticidal anthranilic diamide that acts as a potent and selective ryanodine receptor activator. *Bioorg Med Chem Lett* **17**:6274–6279 (2007).
 - 3 Cordova D, Benner EA, Sacher MD, Raul JJ, Sopa JS, Lahm GP. *et al*, Anthranilic diamides: a new class of insecticides with a novel mode of action, ryanodine receptor activation. *Pestic Biochem Physiol* **84**:196–214 (2006).
 - 4 Sattelle DB, Cordova D and Cheek TR, Insect ryanodine receptors: molecular targets for novel control chemicals. *Invert Neurosci* **8**:107–119 (2008).
 - 5 Hardke JT, Temple JH, Leonard BR and Jackson RE, Laboratory toxicity and field efficacy of selected insecticides against fall armyworm (Lepidoptera: Noctuidae). *Fla Entomol* **94**:272–278 (2011).
 - 6 Lai T and Su J, Effects of chlorantraniliprole on development and reproduction of beet armyworm, *Spodoptera exigua* (Hübner). *J Pest Sci* **84**:381–386 (2011).
 - 7 Sial AA, Brunner JF and Garczynski SF, Biochemical characterization of chlorantraniliprole and spinetoram resistance in laboratory selected obliquebanded leafroller, *Choristoneura rosaceana* (Harris) (Lepidoptera: Tortricidae). *Pest Biochem Physiol* **99**:274–279 (2011).
 - 8 Li X, Degain BA, Harpold VS, Marçon PG, Nichols RL, Fournier AJ *et al*, Baseline susceptibilities of B- and Q-biotype *Bemisia tabaci* to anthranilic diamides in Arizona. *Pest Manag Sci* **68**:83–91 (2012).
 - 9 Wang X and Wu Y, High levels of resistance to chlorantraniliprole evolved in field populations of *Plutella xylostella*. *J Econ Entomol* **105**:1019–1023 (2012).
 - 10 Wang X, Li X, Shen A and Wu Y, Baseline susceptibility of the diamondback moth (Lepidoptera: Plutellidae) to chlorantraniliprole in China. *J Econ Entomol* **103**:843–848 (2012).
 - 11 Tiwari S, Pelz-Stelinski K and Stelinski LL, Effect of *Candidatus Liberibacter asiaticus* infection on susceptibility of Asian citrus psyllid, *Diaphorina citri*, to selected insecticides. *Pest Manag Sci* **67**:94–99 (2011).
 - 12 Tiwari S, Mann RS, Rogers ME and Stelinski LL, Insecticide resistance in field populations of Asian citrus psyllid in Florida. *Pest Manag Sci* **67**:1258–1268 (2011).
 - 13 Tiwari S, Pelz-Stelinski K, Mann RS and Stelinski LL, Glutathione transferase and cytochrome P450 (general oxidase) activity levels in *Candidatus Liberibacter Asiaticus*-infected and uninfected Asian citrus psyllid (Hemiptera: Psyllidae). *Ann Entomol Soc Am* **104**:297–305 (2011).
 - 14 Tiwari S, Gondhalekar AD, Mann RS, Scharf ME and Stelinski LL, Characterization of five *CYP4* genes from Asian citrus psyllid and their expression levels in *Candidatus Liberibacter asiaticus*-infected and uninfected psyllids. *Insect Mol Biol* **20**:733–744 (2011).
 - 15 Tiwari S, Killiny N, Mann RS, Wenninger EJ and Stelinski LL, Abdominal color of the Asian citrus psyllid, *Diaphorina citri*, is associated with susceptibility to various insecticides. *Pest Manag Sci* DOI: 10.1002/ps.3407 (2012).
 - 16 Tiwari S, Stelinski LL and Rogers ME, Biochemical basis of organophosphate and carbamate resistance in Asian citrus psyllid. *J Econ Entomol* **105**:540–548 (2012).
 - 17 Tiwari S, Clayson PJ, Kuhns EH and Stelinski LL, Effects of buprofezin and diflubenzuron on various developmental stages of Asian citrus psyllid, *Diaphorina citri*. *Pest Manag Sci* **68**:1405–1412 (2012).
 - 18 Snodgrass GL, Glass-vial bioassay to estimate insecticide resistance in adult tarnished plant bugs (Heteroptera: Miridae). *J Econ Entomol* **89**:1053–1059 (1996).
 - 19 Abbott WS, A method of computing the effectiveness of an insecticide. *J Econ Entomol* **18**:265–267 (1925).
 - 20 SAS User's Guide. SAS Institute, Cary, NC (2005).
 - 21 Nauen R and Elbert A, Apparent tolerance of a field-collected strain of *Myzus nicotianae* to imidacloprid due to strong antifeeding response. *Pestic Sci* **49**:252–258 (1997).
 - 22 Hall DG and Albrigo LG, Estimating the relative abundance of flush shoots in citrus with implications on monitoring insects associated with flush. *Hortscience* **42**:364–368 (2007).
 - 23 Hall DG, Hentz MG and Ciomperlik MA, A comparison of traps and stem tap sampling for monitoring adult Asian citrus psyllid (Hemiptera: Psyllidae) in citrus. *Fla Entomol* **90**:327–334 (2007).
 - 24 Fettig CJ, Hayes CJ, McKelvey SR and Mori SR, Laboratory assays of select candidate insecticides for control of *Dendroctonus ponderosae*. *Pest Manag Sci* **67**:548–555 (2011).
 - 25 Foster SP, Denholm I, Rison J, Portillo HE, Margaritopoulos J and Slater R, Susceptibility of standard clones and European field populations of the green peach aphid, *Myzus persicae*, and the cotton aphid, *Aphis gossypii* (Hemiptera: Aphididae), to the novel anthranilic diamide insecticide cyantraniliprole. *Pest Manag Sci* **68**:629–633 (2012).
 - 26 Qureshi JA, Rogers ME, Hall DG and Stansly PA, Incidence of invasive *Diaphorina citri* (Hemiptera: Psyllidae) and its introduced parasitoid *Tamarixia radiata* (Hymenoptera: Eulophidae) in Florida citrus. *J Econ Entomol* **102**:247–256 (2009).
 - 27 Qureshi JA and Stansly PA, Exclusion techniques reveal significant biotic mortality suffered by Asian citrus psyllid *Diaphorina citri* (Hemiptera: Psyllidae) populations in Florida citrus. *Biol Cont* **50**:129–136 (2009).
 - 28 Liu T, Zhang Y, Peng L, Rojas P and Trumble JT, Risk assessment of selected insecticides on *Tamarixia triozae* (Hymenoptera: Eulophidae), a parasitoid of *Bactericera cockerelli* (Hemiptera: Trizoidae). *J Econ Entomol* **105**:490–496 (2012).
 - 29 Hannig GT, Ziegler M and Marçon PG, Feeding cessation effects of chlorantraniliprole, a new anthranilic diamide insecticide, in comparison with several insecticides in distinct chemical classes and mode-of-action groups. *Pest Manag Sci* **65**:969–974 (2009).
 - 30 Jacobson AL and Kennedy GG, The effect of three rates of cyantraniliprole on the transmission of tomato spotted wilt virus by *Frankliniella occidentalis* and *Frankliniella fusca* (Thysanoptera: Thripidae) to *Capsicum annuum*. *Crop Prot* **30**:512–515 (2011).
 - 31 Lowery DT and Boiteau G, Effects of five insecticides on the probing, walking, and settling behavior of the green peach aphid and the buckthorn aphid (Homoptera: Aphididae) on potato. *J Econ Entomol* **81**:208–214 (1988).
 - 32 Ioriatti C, Anfora G, Angeli G, Mazzoni V and Trona F, Effects of chlorantraniliprole on eggs and larvae of *Lobesia botrana* (Denis & Schiffermüller) (Lepidoptera: Tortricidae). *Pest Manag Sci* **65**:717–722 (2009).
 - 33 Pelz-Stelinski KS, Bransky RH, Ebert TA and Rogers ME, Transmission parameters for *Candidatus Liberibacter asiaticus* by Asian citrus psyllid (Hemiptera: Psyllidae). *J Econ Entomol* **103**:1531–1541 (2010).
 - 34 Mann RS, Pelz-Stelinski K, Hermann SL, Tiwari S and Stelinski LL, Sexual transmission of a plant pathogenic bacterium, *Candidatus Liberibacter asiaticus*, between conspecific insect vectors during mating. *PLoS ONE* **6**:e29197 (2011).